

**AURORA TOWNSHIP
SUPERVISOR'S ANNUAL REPORT
FOR THE FISCAL PERIOD APRIL 1, 2014 THROUGH MARCH 31, 2015**

TOWN FUND

FUND BALANCE AS OF APRIL 1, 2014	\$ (47,729.00)
PLUS REVENUES RECEIVED	\$ 3,256,227.00
PLUS TRANSFER IN SURPLUS FUNDS	\$ 140,000.00
LESS EXPENDITURES & COMPENSATION	\$ 2,682,970.00
FUND BALANCE AS OF MARCH 31, 2015	\$ 665,528.00

REVENUE SUMMARY

Property Taxes - 2,136,417; Ride In Kane PACE Provider Revenue - 354,471; Replacement Tax - 256,177; State of Illinois Nutrition Grants - 174,223; Proceeds from Sale of Real Property - 105,000; Youth Grant Revenue - 67,463; Youth Receipts - 81,844; Ride In Kane Fare Collections - 41,302; Miscellaneous - 11,105; Title XX Grant - 17,992; TIF Revenue - 9,843; Interest - 390.

TOTAL REVENUES: \$3,256,227.

EXPENDITURE SUMMARY

A. Lindoo Building Maintenance, Inc. - 4,200; Ace Hardware - 4,949; Allied Waste Services - 5,400; Best, Vanderlaan & Harrington - 5,390; Blue Cross Blue Shield of Illinois - 232,984; Builders Service Group LLC - 3,059; Call One - 9,130; Cardmember Services - 20,320; CDW Government Inc. - 3,944; Cirone Computer Consulting, Inc. - 14,110; CIT - 10,889; City of Aurora - 50,937; Clarke Environmental Mosquito Control Management, Inc. - 32,575; Coffman Truck Sales, Inc. - 4,530; Dell Marketing L.P. - 7,931; Dreyer Medical Center - 3,146; Dreyer, Foote, Streit, Furgason & Slocum - 9,592; Exxon Mobil - 4,581; Goheen Lawn Management - 3,515; GreatAmerica Leasing Financial Services - 10,499; Guardian Life Insurance - 19,155; ILIAC - 3,396; Illinois Department of Natural Resources - 64,817; Illinois Department of Employment Security - 22,157; Illinois Property Assessment Institute - 2,555; Marty's Automotive - 31,868; MidAmerican Energy Company - 14,836; NICOR Gas - 9,597; Office Depot - 5,273; Organic Life - 99,964; PACE Suburban Bus - 206,239; Performance Foodservice - Fox River - 4,738; Pomp's Tire Service, Inc. - 5,498; Quill Corporation - 3,048; Rebuilding Together Aurora - 5,000; Roger Carlson - 3,491; Ross Mechanical Group, Inc. - 12,693; Schindler Elevator Corporation - 6,615; Senior Services Associates Inc. - 15,477; Sikich LLP - 8,850; Tavarez & Son's Lawn Care - 4,625; Tecza Landscape Group, Inc. - 66,605; The Old Second National Bank - 10,686; The Rake Group, Inc. - 8,447; TOIRMA - 55,224; Trilan Investments - 30,989; Uniform & Accessories Warehouse - 2,810; Vanguard Cleaning Systems of Chicago - 4,276; Verizon Wireless - 6,075. All other expenditures less than (\$2,500) - 50,801

TOTAL EXPENDITURES: \$1,227,486.

**AURORA TOWNSHIP
SUPERVISOR'S ANNUAL REPORT
FOR THE FISCAL PERIOD APRIL 1, 2014 THROUGH MARCH 31, 2015**

COMPENSATION SUMMARY

Range: Under \$25,000.00: Hector Benavides, Sammie Bowen, Allison Brunner, Tasia Cato, Josue Chavez, Kenneth Christy, Mattie Coble, Bertha Delgado, Mario Delgado, Jr., Thandeka Dumas, Eduardo Duran, Ricardo Duran, Jr., Nissa Escalante-Branch, Lisa Esposito, Raven Falkner, Diamond Flournoy, Michelle Francois, Dolores Hicks, Juvenal Jaquez, Ntaconayigize Joseph, Taylor Lambert, Ilse Loera Cruz, April Lopez, Miranda Lundin, Wenceslao Maravilla, David Moore, Jade Nash, Samuel Nunez, II, Morris Owens, Jr., Sarah Paul, Maria Pineda, Jannessa Ramos-Galvez, Steven Reinert, Juan Reyna, Jr., Francisco Robinson, Clarence Robinson, Wayne Robinson, Ricky Rodgers, Angel Rosa, Elliot Rounds, Gregory Rounds, Mark Semmler, David Smith, Maryory Soto, Colin Stewart, Maleek Stokes, Barbara Sullivan, Serene Taylor, Juanita Wells, Denyghia Woodruff ; **Range: \$25,000 - \$49,999.99:** Roger Beukelman, Michael Burgert, Lewis Calkins, Ricky DeGarmo, Larry Fullmer, Brenda Gillispie, Delia Gomez, Lashon Harden, Vicki Marques, Teresa Salazar, Raymond Seppelfrick, Thomas Simmons, Danny Taylor, Louis Theodor, Melissa Wilmot ; **Range: \$50,000.00 - \$74,999.99:** Roger Carlson, Patricia Richardson, Scot Thurman; **Range: \$75,000.00 - \$99,999.99:** William Catching, Jr., Davis Offutt, John Shoemaker, Carolyn VanHooser.

TOTAL COMPENSATION: \$1,455,484.

**AURORA TOWNSHIP
SUPERVISOR'S ANNUAL REPORT
FOR THE FISCAL PERIOD APRIL 1, 2014 THROUGH MARCH 31, 2015**

ROAD & BRIDGE FUND

FUND BALANCE AS OF APRIL 1, 2014	\$ 505,263.00
PLUS REVENUES RECEIVED	\$ 951,823.00
PLUS TRANSFER IN SURPLUS FUNDS	\$ 152,173.00
LESS EXPENDITURES & COMPENSATION	\$ 1,159,555.00
FUND BALANCE AS OF MARCH 31, 2015	\$ 449,704.00

REVENUE SUMMARY

Property Taxes - 725,096; Replacement Tax - 206,404; TIF Revenue 4,318; Permits and Fees Revenue - 7,163 Miscellaneous - 8,809; Interest Income - 33.

TOTAL REVENUES: \$951,820.

EXPENDITURE SUMMARY

AT&T - 3,078; Aurora Spring & Truck Parts - 7,692; Blue Cross Blue Shield of Illinois - 43,616; Cargill, Inc. - 31,471; Carstar North Aurora Collision Center - 2,535; City of Aurora - 76,944; Com Ed - 3,294; Feece Oil Co. - 24,226; Fox Valley Ford Inc. - 2,922; Geneva Construction Co. - 349,262; Guardian Life Insurance - 3,503; Illinois Municipal Retirement Fund - 4,152; Imagetec - 3,568; K-Tech Specialty Coatings, Inc. - 7,106; LaFarge Aggregate Illinois Inc. - 3,284; Mid American Water Inc. - 3,078; Morris Engineering, Inc. - 19,890; NICOR - 8,501; Pallera Paving - 17,543; Preform Traffic Control Systems, Inc. - 3,392; Rush Truck Centers of Illinois, Inc. - 3,207; Sikich LLP - 3,500; Suburban Teamsters Welfare Fund - 74,897; Superior Asphalt Materials, LLC - 5,315; Traffic Control & Protection, Inc. - 7,348; Tri-State Asphalt, LLC - 3,326; Verizon Wireless - 2,878; Village of Montgomery - 7,224; Village of North Aurora - 11,529; All other expenditures less than (\$2,500) - 53,005.

TOTAL EXPENDITURES: \$791,286.

COMPENSATION SUMMARY

Range: \$25,000 - \$49,999.99: Marlene Aister, Todd Niedzwiedz, Jason Owens; **Range: \$50,000.00 - \$74,999.99:** Kevin Hale, Bailey Pippenger, Brian Pippenger, Carlos Toledo.

TOTAL COMPENSATION: \$368,269.

**AURORA TOWNSHIP
SUPERVISOR'S ANNUAL REPORT
FOR THE FISCAL PERIOD APRIL 1, 2014 THROUGH MARCH 31, 2015**

GENERAL ASSISTANCE FUND

FUND BALANCE AS OF APRIL 1, 2014	\$ 246,089.00
PLUS REVENUES RECEIVED	\$ 198,776.00
LESS EXPENDITURES & COMPENSATION	\$ 169,083.00
LESS TRANSFER OUT SURPLUS FUNDS	\$ 140,000.00
FUND BALANCE AS OF MARCH 31, 2015	\$ 135,782.00

REVENUE SUMMARY

Property Taxes - 198,627; Intergovernmental GA Receipts - 75; Miscellaneous - 74.

TOTAL REVENUES: \$198,776.

EXPENDITURE SUMMARY

Blue Cross Blue Shield of Illinois - 22,917; ComEd - 3,549; Coulter Court Residence - 2,904; Gilberto Chaidez - 2,817; Peter Dominguez - 3,312; The Old Second National Bank - 2,652; All other expenditures less than (\$2,500) - 53,071.

TOTAL EXPENDITURES: \$91,222.

COMPENSATION SUMMARY

Range: \$25,000 - \$49,999.99: Suely Cabral, Renee Williams

TOTAL COMPENSATION: \$77,861.

MENTAL HEALTH FUND

FUND BALANCE AS OF APRIL 1, 2014	\$ 14.00
PLUS REVENUES RECEIVED	\$ 1,172,403.00
LESS EXPENDITURES	\$ 1,172,403.00
FUND BALANCE AS OF MARCH 31, 2015	\$ 14.00

REVENUE SUMMARY

Property Taxes - 1,172,403.

TOTAL REVENUES: \$1,172,403.

EXPENDITURE SUMMARY

INC Board - 1,172,353, All other expenditures less than (\$2,500) - 50.

TOTAL EXPENDITURES: \$1,172,403.

BASED ON THE MOST CURRENT INFORMATION AVAILABLE

**AURORA TOWNSHIP
SUPERVISOR'S ANNUAL REPORT
FOR THE FISCAL PERIOD APRIL 1, 2014 THROUGH MARCH 31, 2015**

IMRF FUND

FUND BALANCE AS OF APRIL 1, 2014	\$ 42,344.00
PLUS REVENUES RECEIVED	\$ 248,330.00
LESS EXPENDITURES	\$ 225,964.00
FUND BALANCE AS OF MARCH 31, 2015	\$ 64,710.00

REVENUE SUMMARY

Property Taxes - 248,285; Interest - 45.

TOTAL REVENUES: \$248,330.

EXPENDITURE SUMMARY

Illinois Municipal Retirement Fund - 225,964.

TOTAL EXPENDITURES: \$225,964.

LIABILITY INSURANCE FUND

FUND BALANCE AS OF APRIL 1, 2014	\$ 50,622.00
PLUS REVENUES RECEIVED	\$ 65,724.00
LESS EXPENDITURES	\$ 41,691.00
LESS TRANSFER OUT SURPLUS FUNDS	\$ 25,621.00
FUND BALANCE AS OF MARCH 31, 2015	\$ 49,034.00

REVENUE SUMMARY

Property Taxes - 59,593; TOIRMA Dividend - 6,130; Interest Income - 1.

TOTAL REVENUES: \$65,724.

EXPENDITURE SUMMARY

TOIRMA - 41,661; All other expenditures less than (\$2,500) - 30.

TOTAL EXPENDITURES: \$41,691.

**AURORA TOWNSHIP
SUPERVISOR'S ANNUAL REPORT
FOR THE FISCAL PERIOD APRIL 1, 2014 THROUGH MARCH 31, 2015**

EQUIPMENT & BUILDING FUND

FUND BALANCE AS OF APRIL 1, 2014	\$ 66,196.00
PLUS REVENUES RECEIVED	\$ 145,839.00
LESS EXPENDITURES	\$ 146,859.00
LESS TRANSFER OUT SURPLUS FUNDS	\$ 10,196.00
FUND BALANCE AS OF MARCH 31, 2015	\$ 54,980.00

REVENUE SUMMARY

Property Taxes - 145,836, Interest Income - 3.

TOTAL REVENUES: \$145,839.

EXPENDITURE SUMMARY

Bonnell Industries, Inc. - 4,982; Monroe Truck Equipment, Inc. - 4,962; Pomp's Tire Service, Inc. - 2,622; R.N.O.W., Inc. - 47,725; Rotary Lift Vehicle Service Group, Inc. - 41,019; Schmidy's Machinery Company - 34,500; All other expenditures less than (\$2,500) - 11,049.

TOTAL EXPENDITURES: \$146,859.

JOINT BRIDGE FUND

FUND BALANCE AS OF APRIL 1, 2014	\$ 175,942.00
PLUS REVENUES RECEIVED	\$ 59,598.00
LESS EXPENDITURES & COMPENSATION	\$ 4,500.00
LESS TRANSFER OUT SURPLUS FUNDS	\$ 116,356.00
FUND BALANCE AS OF MARCH 31, 2015	\$ 114,684.00

REVENUE SUMMARY

Property Taxes - 59,592; Interest Income - 6.

TOTAL REVENUES: \$59,598.

EXPENDITURE SUMMARY

None

TOTAL EXPENDITURES: \$0.

COMPENSATION SUMMARY

Range: Under \$25,000: Jason Owens

TOTAL COMPENSATION: \$4,500.

**AURORA TOWNSHIP
SUPERVISOR'S ANNUAL REPORT
FOR THE FISCAL PERIOD APRIL 1, 2014 THROUGH MARCH 31, 2015**

SOCIAL SECURITY FUND

FUND BALANCE AS OF APRIL 1, 2014	\$ 14,236.00
PLUS REVENUES RECEIVED	\$ 124,148.00
LESS EXPENDITURES	\$ 110,697.00
FUND BALANCE AS OF MARCH 31, 2015	\$ 27,687.00

REVENUE SUMMARY

Property Taxes - 124,148.

TOTAL REVENUES: \$124,148.

EXPENDITURE SUMMARY

The Old Second National Bank - 110,697.

TOTAL EXPENDITURES: \$110,697.

CDAP FUND

FUND BALANCE AS OF APRIL 1, 2014	\$ 2,444,138.00
PLUS REVENUES RECEIVED	\$ 18,165.00
LESS EXPENDITURES	\$ 5.00
FUND BALANCE AS OF MARCH 31, 2015	\$ 2,462,298.00

REVENUE SUMMARY

Prisco III Principal - 11,696; Prisco III Interest - 6,007; Interest 462.

TOTAL REVENUES: \$18,165.

EXPENDITURE SUMMARY

All other expenditures less than (\$2,500) - 5.

TOTAL EXPENDITURES: \$5.

BASED ON THE MOST CURRENT INFORMATION AVAILABLE

**AURORA TOWNSHIP
SUPERVISOR'S ANNUAL REPORT
FOR THE FISCAL PERIOD APRIL 1, 2014 THROUGH MARCH 31, 2015**

ROAD & BRIDGE SOCIAL SECURITY FUND

FUND BALANCE AS OF APRIL 1, 2014	\$	23,231.00
PLUS REVENUES RECEIVED	\$	30,414.00
LESS EXPENDITURES	\$	28,393.00
FUND BALANCE AS OF MARCH 31, 2015	\$	25,252.00

REVENUE SUMMARY

Property Taxes - 30,412, Interest - 2.

TOTAL REVENUES: \$30,414.

EXPENDITURE SUMMARY

The Old Second National Bank - 28,393.

TOTAL EXPENDITURES: \$28,393.

ROAD & BRIDGE IMRF FUND

FUND BALANCE AS OF APRIL 1, 2014	\$	26,647.00
PLUS REVENUES RECEIVED	\$	52,088.00
LESS EXPENDITURES	\$	52,450.00
FUND BALANCE AS OF MARCH 31, 2015	\$	26,285.00

REVENUE SUMMARY

Property Taxes - 52,086, Interest - 2.


TOTAL REVENUES: \$52,088.

EXPENDITURE SUMMARY

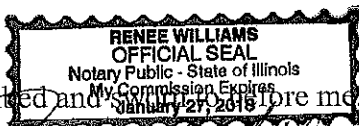
Illinois Municipal Retirement Fund - 52,450.

TOTAL EXPENDITURES: \$52,450.


The foregoing, to the best of my knowledge, is true and correct statement of receipts and expenditures of the Aurora Township for the Fiscal Period April 1, 2014 through March 31, 2015.



William Catching, Supervisor



Subscribed and sworn to before me, a Notary Public, this 8th day of April, 2015.



Renee Williams